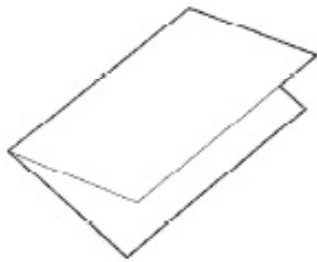


Foldables™ Basics


by Dinah Zike

Foldables study organizers are 3-dimensional, interactive graphic organizers that can help your students to organize, remember, review, and learn many kinds of information. They encourage students to use their creativity in a kinesthetic learning environment while reinforcing important thinking and communication skills. Listed below are a few basic Foldables instructions. On the other side you'll find some of the most versatile Foldables designs.



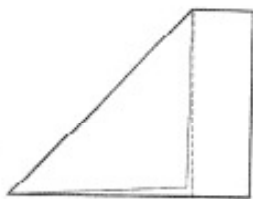
Hamburger Fold

Fold a rectangular sheet of paper in half along the long side.



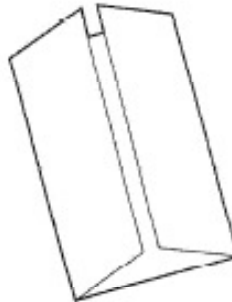
Hot Dog Fold

Fold a rectangular sheet of paper in half along the short side.



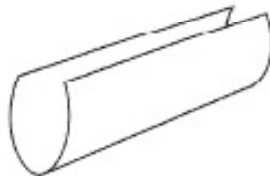
Taco Fold

Fold the corner of a sheet of paper over to create a triangle. Trim any excess.



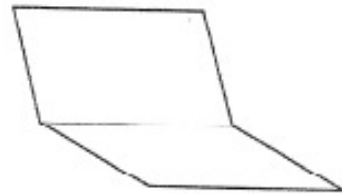
Shutter Fold

Find the midpoint on a piece of paper, then fold each side in to meet that point.



Burrito Fold

A burrito fold rolls the page up without creating a crease in the paper.



Valley Fold

A valley fold has sides that rise up from the center fold.



Mountain Fold

A mountain fold has sides that slope down from the center fold.